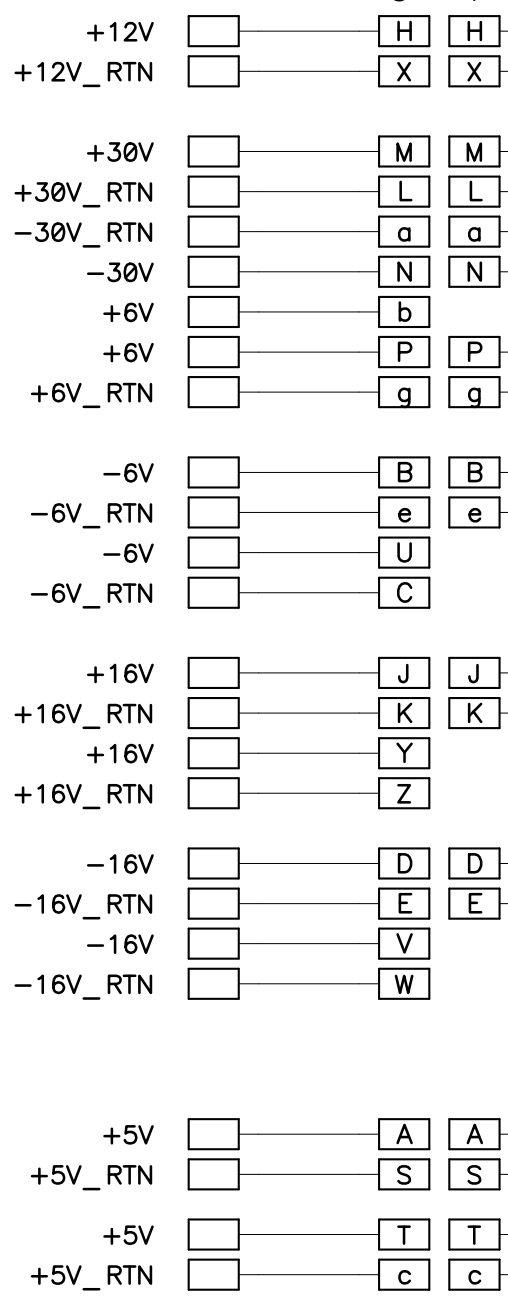


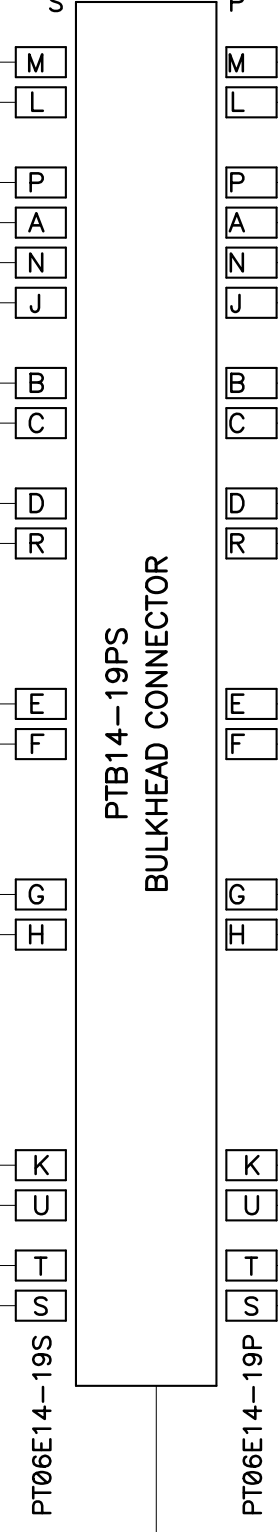
VICOR POWER SUPPLY

1/4" CRIMP LUGS



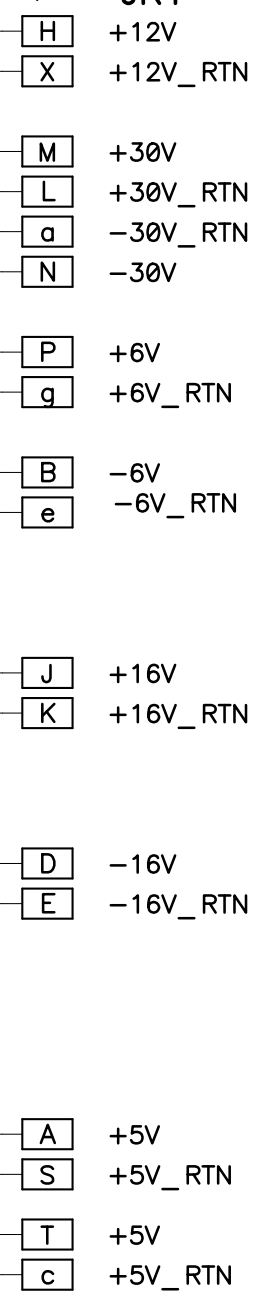
G2B20-30SNE  
G6F20-30PNE

S P S P

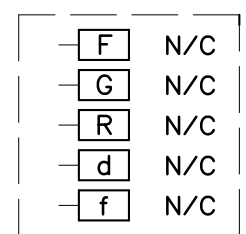


CCD CONTROLLER

JR1



G6F20-30PNE



- NOTES:
- Overall shield tied to all MS connector shells.
  - Cable length from Vicor to 19-pin 4" on center Vicor lugs to 7" on outer lugs.
  - Cable length from 19-pin to CCD Controller 8'.
  - Cable length from Vicor 19-pin bulkhead to 12-pin bulkhead to 18".

UNIVERSITY OF CALIFORNIA LICK OBSERVATORY		VICOR TO CCD POWER CABLES LRIS UPGRADE	
DES'N BY: B. Alcott	ORIGIN DATE: 04-07-09	DWG. NO.	NUM. 1 OF 2
Last SN	MODIFY DATE: 05-12-09	EL-4217	REV. A
PRINT TIME: 09:16:14	PRINT DATE: Wed May 20, 2009		
PATH: LRIS-2007\		LRIS_vicor_ccd_power_cable.sch	

REVISIONS	/schematics/LRIS_vicor_ccd_power_cable_sh_1.pdf
05-12-09	Added cable lengths & bulkhead connector to Vicor power supply
05-20-09	modified P/N on MS connectors.